













2023  2024

SAA - CHALLENGE OPEN 2023 Poule A phase 1

 ACCUEIL



	Points	Jou.	Gag.	Per.	F.	3-0	3-1	3-2	2-3	1-3	0-3	Set.P	Set.C	Coef.S	Pts.P	Pts.C	Coef.P			
1. ASPOM	23	9	8	1		4	2	2	1			26	9	2.889	839	714	1.175			
2. EYSINES 02	22	9	8	1		4	2	2		1		25	9	2.778	790	668	1.183			
3. VSBA	18	8	6	2		3	1	2	2			22	11	2.000	730	635	1.150			
4. CHANTECLER 01	17	9	5	4		3	2		2	1	1	20	14	1.429	753	643	1.171			
5. AS Illac	16	9	6	3		2	2	2		1	2	19	15	1.267	789	743	1.062			
6. EYSINES 01	15	9	5	4		3	1	1	1	1	2	18	15	1.200	715	727	0.983			
7. AVIA	9	9	3	6		2		1	1	3	2	14	20	0.700	724	759	0.954			
8. BRUGES	8	8	2	6		2			2	1	3	11	18	0.611	592	646	0.916			
9. TALENCE 01	4	9	1	8			1		1	2	5	7	25	0.280	631	761	0.829			
10. MARTIGNAS	0	9		9						1	8	1	27	0.037	436	703	0.620			

2023  2024

SAB - CHALLENGE OPEN 2023 Poule B phase 1

 ACCUEIL



	Points	Jou.	Gag.	Per.	F.	3-0	3-1	3-2	2-3	1-3	0-3	Set.P	Set.C	Coef.S	Pts.P	Pts.C	Coef.P			
1. DGAC	18	8	7	1		2	2	3		1		21	11	1.909	722	654	1.104			
2. FLOIRAC	16	8	5	3		4	1		1	2		19	10	1.900	667	609	1.095			
3. CHANTECLER 02	14	8	4	4		3	1		2	1	1	17	13	1.308	673	622	1.082			
4. ASSA	14	8	5	3		2	2	1		2	1	17	13	1.308	683	651	1.049			
5. LIBOURNE	14	8	4	4		2	2		2	2		18	14	1.286	716	646	1.108			
6. MAYOTTE 101	14	8	5	3		2	1	2	1	1	1	18	14	1.286	712	708	1.006			
7. TALENCE 02	14	8	5	3		1	2	2	1	2		19	15	1.267	768	711	1.080			
8. INRA	4	8	1	7			1		1	1	5	6	22	0.273	537	652	0.824			
9. Université BDX	0	8		8						1	7	1	24	0.042	391	616	0.635			