









































































# 2022 2023

## SBA - CHALLENGE OPEN 2022 Poule A phase 2

	Points	Jou.	Gag.	Per.	F.	3-0	3-1	3-2	2-3	1-3	0-3	Set.P	Set.C	Coeff.S	Pts.P	Pts.C	Coeff.P				
1. JSA	27	9	9			8	1					27	1	27.000	694	470	1.477				
2. EYSINES 02	24	9	8	1		4	4				1	24	7	3.429	750	637	1.177				
3. AS Illac	18	9	6	3		5	1			1	2	19	10	1.900	660	565	1.168				
4. EYSINES 01	16	9	5	4		4	1		1	2	1	19	13	1.462	718	665	1.080				
5. USM VB	16	9	6	3		3	1	2			3	18	14	1.286	686	658	1.043				
6. CHANTECLER 01	13	9	4	5			4		1	2	2	16	19	0.842	739	775	0.954				
7. VSBA 01	8	9	3	6		2		1		4	2	13	20	0.650	693	762	0.909				
8. AVIA	6	9	1	8			1		3	2	3	11	25	0.440	699	818	0.855				
9. ASPOM	5	9	2	7		1		1		1	6	7	23	0.304	605	714	0.847				
10. ASSA	2	9	1	8				1		1	7	4	26	0.154	552	732	0.754				

# 2022 2023

## SBB - CHALLENGE OPEN 2022 Poule B phase 2

	Points	Jou.	Gag.	Per.	F.	3-0	3-1	3-2	2-3	1-3	0-3	Set.P	Set.C	Coeff.S	Pts.P	Pts.C	Coeff.P				
1. BRUGES	19	8	7	1		4	1	2		1		22	8	2.750	693	584	1.187				
2. MARTIGNAS	18	8	6	2		5	1			1	1	19	7	2.714	607	513	1.183				
3. CHANTECLER 02	18	8	6	2		4	2				2	18	8	2.250	586	535	1.095				
4. MAYOTTE 101	18	8	6	2		3	2	1	1	1		21	10	2.100	716	639	1.121				
5. LIBOURNE	13	8	4	4		3	1		1	1	2	15	13	1.154	631	579	1.090				
6. AVIATION CIVILE	10	8	3	5		1	1	1	2	2	1	15	18	0.833	689	716	0.962				
7. TALENCE	9	8	3	5		1	1	1	1		4	11	18	0.611	597	635	0.940				
8. VSBA 02	3	8	1	7		1					7	3	21	0.143	441	583	0.756				
9. INRA	0	8		8							3	5	3	0.125	490	666	0.736	